



TKP 46 ep90 HP90




TP ep75 HP84 (EXT.)



TP ep75 HP84 (EXT.)

TKP


 : HPL

 : EPOXY / CHR / SAT
(CHR, SAT : frame ep12)

Ø 35 mm

HT75

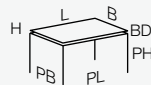
TP



 : HPL

 : EPOXY / CHR

Ø 22 mm

HT75



	46	68	16
L x B	40(100)x60	60(120)x80	15(100)x60
H	74,5	74,5	74,8
BD (mm)	20 mm	20 mm	20 mm
PH	67,5	67,5	
PB	30	50	
PL	50	70	
 m³	0,06	0,1	0,09
 kg	17,1	24,5	13,5